


User Guide

French motorways



For which vehicles are tolls applicable?

In France, all vehicles are subject to the payment of the motorway toll.




Please note that in France there are **two different** types of toll boxes and are used for different categories of vehicles

- **Liber-t**: Light vehicles (classes 1, 2 and 5) that are **less than 3m tall** and that **weight up to 3,5t** + motorcycles, sidecars, tricycles and quadricycles
- **TIS-PL**: Heavy vehicles (classes 3 and 4) that are **taller than 3m** and **weight more than 3,5t**



How to use your toll box in France?

Your toll box can be used in all toll lanes in France and more particularly in the following lanes reserved for Liber-t and TIS-PL customers:

- Lanes dedicated to electronic toll collection and indicated by the symbol 
- Lanes dedicated to electronic toll collection, indicated by the symbol   which allow drivers and pass through without stopping at a maximum speed of 30 km/h



Please note: If the lane is fitted with a height-limiting bar, it is reserved exclusively for vehicles less than 2 metres high. If the lane does not have a bar, it can be used by any vehicle. When the toll box is detected and accepted, in most cases it emits a beep, the light turns green and the barrier is raised.


Warning: When entering a toll lane, please drive at a walking pace and keep a minimum distance of 4 meters from the vehicle in front of you.



In the event of malfunction

If the light remains red or the barrier remains closed, please follow the instructions below:

1. If you enter the motorway

Take the ticket presented automatically to you by the machine or press the button to obtain a ticket. When you pass into the payment lane, head for an all-payment lane indicated by a green arrow .

If the lane does not issue a ticket, call the operator on the intercom at the terminal and follow his instructions.

2. If you're on the motorway

If the lane does not issue a ticket, call the operator on the intercom at the terminal and follow his instructions.



ATTENTION:

If you initiated any of the procedures listed here, please wrap the toll box in a signal-blocking material. You can use the protective cover provided, or in an emergency, aluminum foil will suffice. This ensures that the toll box won't record any transactions. You can then proceed to try to use it again at the next station. This prevents double-counting of toll transactions if paid manually.



Helpful guidelines

What should I look out for when using the toll box?

- Do not expose the toll box to rain or moisture.
- Never try to open the toll box.
- Take care not to damage the toll box label and barcode.

Can I have several devices for the same country in my vehicle?

On French motorways, there must be only one toll box in the vehicle. Otherwise, you could be charged an unfavorable flat rate.

Contact tolltickets

For any other questions, please visit **tolltickets.com** and consult **our FAQ** section.

